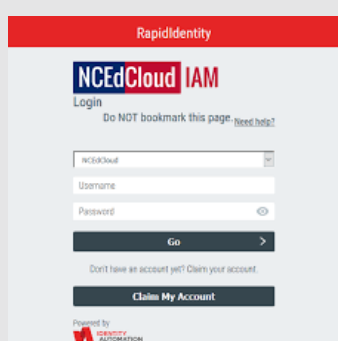


STUDENT LOG IN

Information

In order to complete coursework or access student apps, please follow these directions:



1

LOG INTO IAM ACCOUNT

- You can find this login link [here](#).
- Username- Student ID#
Password- if you don't know this, please contact data manager at school or one of your teachers



2

CANVAS (LEARNING PLATFORM)

Canvas is our where our students will see their classwork and can communicate with teachers as well through the inbox feature.


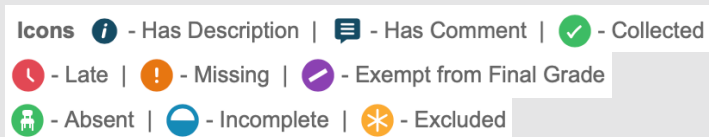
- To see a tutorial for Canvas, click [here](#).
- Access to a guidebook for Canvas, click [here](#).



3

POWERSCHOOL (GRADES)

Powerschool are where grades are posted. Within powerschool, if a number grade is **BLUE**, click on it for more details. Teachers may leave feedback for students and below is an icon key:



4

CLEVER (APP PORTAL)

Clever is a portal for apps that may be used in a classroom. Students can log in using their student email information:

- Username- lastname, first initial, middle initial, last 3 numbers of ID (ex. smithjd123@rssed.org)
Password- Student ID#



5

SELF SERVICE

Self Service is our app portal (similar to App Store or Google Play). Students can access self service through their applications on the MacBook or homescreen on their iPads.

STUDENT TECHNOLOGY HELP

information

For simple device or hotspot information:
980-330-1078

For device damage or service needs:
[Technology Ticket Request](#)

For other questions or concerns:
Call the school